



HUOT SRY TRADE & CONSTRUCTION CO., LTD.

Monthly Report April -2024

**TRANSMISSION LINE
GS5 UNDERGROUND**

**PREPARED BY : KAO TROUK
SITE MANAGER**

Address: 45, St P06, Sangkat Phnom Penh Thmey, Khan Sensok, PhnomPenh, Cambodia
Contact number: (+855)81 700 927, Company's Website: huotsry.com
Email Address: huotsry@gmail.com

PROJECT PROGRESS REPORT

PROJECT: PCL 18

1. SUMMARY OF CONSTRUCTION PROGRESS OF APRIL-2024 GS5 UNDERGROUND TRANSMISSION LINE.

TABLE OF PROJECT PROGRESS

DESCRIPTION	% PLAN
1. Trial hole testing MH location	100%
2. Trial hole testing OBS location	100%
3. Cable protection slab	100%
4. End piece	100%
5. Pipe installation progress	100%
6. Manhole Casting	100%
7. Manhole Installation	100%
OVERALL PROJECT	100%

LIST OF MANPOWER

DESCRIPTION
1. Site Manager
2. Site Engineer
3. Survey Engineer
4. Safety Officer
5. Stock Keeper
6. Foreman
7. Team leader
8. Equipment driver
9. Mechanician
10. Skilled worker
11. Common worker

LIST OF MACHINERY

DESCRIPTION

1. Excavator
2. Backhoe loader
3. Front loader
4. Dump Truck
5. Lorry crane
6. Crane
7. Trailer
8. Generator set
9. Compactor
10. Motorized Road cutter
11. Spotlight
12. Water bump
13. Hand tool

2. SITE PHOTO PROGRESS REPORT OF SITE CONSTRUCTION FOR APRIL-2024

2.1. SURVEY WORK



Photo: 01

Survey work



Photo: 02

Survey work



Photo: 03

Survey work



Photo: 04

Survey work



Photo: 05

Survey work



Photo: 06

Survey work



Photo: 07

Survey work



Photo: 08

Survey work



Photo: 09

Survey work

Photo: 10

Survey work

2.2. SAW CUTTING OF CONCRETE ROAD



Photo: 01

Saw cutting of concrete road



Photo: 02

Saw cutting of concrete road



Photo: 03

Saw cutting of concrete road



Photo: 04

Saw cutting of concrete road



Photo: 05

Saw cutting of concrete road



Photo: 06

Saw cutting of concrete road



Photo: 07

Saw cutting of concrete road



Photo: 08

Saw cutting of concrete road



Photo: 09

Saw cutting of concrete road



Photo: 10

Saw cutting of concrete road



Photo: 11

Saw cutting of concrete road



Photo: 12

Saw cutting of concrete road

2.3. DEMOLITION OF EXISTING CONCRETE ROAD



Photo: 01

Demolition of concrete road



Photo: 02

Demolition of concrete road



Photo: 03

Demolition of concrete road




Photo: 04

Demolition of concrete road




Photo: 05

Demolition of concrete road




Photo: 06

Demolition of concrete road



Photo: 07

Demolition of concrete road



Photo: 08

Demolition of concrete road



Photo: 09

Demolition of concrete road



Photo: 10

Demolition of concrete road



Photo: 11

Demolition of concrete road



Photo: 12

Demolition of concrete road

2.4. SOIL EXCAVATION AND DISPOSAL



Photo: 01 Soil excavation and concrete road



Photo: 02 Soil excavation and concrete road



Photo: 03 Soil excavation and concrete road



Photo: 04 Soil excavation and concrete road



Photo: 05 Soil excavation and concrete road



Photo: 06 Soil excavation and concrete road



Photo: 07 Soil excavation and concrete road



Photo: 08 Soil excavation and concrete road




Photo: 09 Soil excavation and concrete road



Photo: 10 Soil excavation and concrete road



Photo: 11 Soil excavation and concrete road



Photo: 12 Soil excavation and concrete road



Photo: 13 Soil excavation and concrete road



Photo: 14 Soil excavation and concrete road



Photo: 15 Soil excavation and concrete road



Photo: 16 Soil excavation and concrete road



Photo: 17 Soil excavation and concrete road



Photo: 18 Soil excavation and concrete road

2.5. ASSEMBLY PFP PIPES AND OFC PIPE




Photo: 01

Assembly PFP pipes and OFC pipe



Photo: 02

Assembly PFP pipes and OFC pipe



Photo: 03

Assembly PFP pipes and OFC pipe




Photo: 04

Assembly PFP pipes and OFC pipe



Photo: 05

Assembly PFP pipes and OFC pipe



Photo: 06

Assembly PFP pipes and OFC pipe



Photo: 07

Assembly PFP pipes and OFC pipe



Photo: 08

Assembly PFP pipes and OFC pipe



Photo: 09

Assembly PFP pipes and OFC pipe



Photo: 10

Assembly PFP pipes and OFC pipe



Photo: 11

Assembly PFP pipes and OFC pipe



Photo: 12

Assembly PFP pipes and OFC pipe



Photo: 13 Assembly PFP pipes and OFC pipe



Photo: 14 Assembly PFP pipes and OFC pipe



Photo: 15 Assembly PFP pipes and OFC pipe



Photo: 16 Assembly PFP pipes and OFC pipe



Photo: 17 Assembly PFP pipes and OFC pipe



Photo: 18 Assembly PFP pipes and OFC pipe



Photo: 19 Assembly PFP pipes and OFC pipe




Photo: 20 Assembly PFP pipes and OFC pipe



Photo: 21 Assembly PFP pipes and OFC pipe



Photo: 22 Assembly PFP pipes and OFC pipe



Photo: 23 Assembly PFP pipes and OFC pipe



Photo: 24 Assembly PFP pipes and OFC pipe



Photo: 25 Assembly PFP pipes and OFC pipe



Photo: 26 Assembly PFP pipes and OFC pipe



Photo: 27 Assembly PFP pipes and OFC pipe




Photo: 28 Assembly PFP pipes and OFC pipe



Photo: 29 Assembly PFP pipes and OFC pipe



Photo: 30 Assembly PFP pipes and OFC pipe



Photo: 31 Assembly PFP pipes and OFC pipe



Photo: 32 Assembly PFP pipes and OFC pipe



Photo: 33 Assembly PFP pipes and OFC pipe



Photo: 34 Assembly PFP pipes and OFC pipe




Photo: 35 Assembly PFP pipes and OFC pipe




Photo: 36 Assembly PFP pipes and OFC pipe

2.6. CBS CASTING (MORTAR)



Photo: 01

CBS casting (mortar)



Photo: 02

CBS casting (mortar)



Photo: 03

CBS casting (mortar)



Photo: 04

CBS casting (mortar)



Photo: 05

CBS casting (mortar)



Photo: 06

CBS casting (mortar)



Photo: 07

CBS casting (mortar)



Photo: 08

CBS casting (mortar)



Photo: 09

CBS casting (mortar)



Photo: 10

CBS casting (mortar)



Photo: 11

CBS casting (mortar)



Photo: 12

CBS casting (mortar)



Photo: 13

CBS casting (mortar)



Photo: 14

CBS casting (mortar)



Photo: 15

CBS casting (mortar)



Photo: 16

CBS casting (mortar)



Photo: 17

CBS casting (mortar)




Photo: 18

CBS casting (mortar)




Photo: 19

CBS casting (mortar)



Photo: 20

CBS casting (mortar)




Photo: 21

CBS casting (mortar)



Photo: 22

CBS casting (mortar)



Photo: 23

CBS casting (mortar)



Photo: 24

CBS casting (mortar)

2.7. LAYING CONCRETE PROTECTION SLAB AND WARNING TAP



Photo: 01

Laying concrete protection slab and warning tap



Photo: 02

Laying concrete protection slab and warning tap



Photo: 03

Laying concrete protection slab and warning tap



Photo: 04

Laying concrete protection slab and warning tap




Photo: 05

Laying concrete protection slab and warning tap



Photo: 06

Laying concrete protection slab and warning tap




Photo: 07

Laying concrete protection slab and warning tap



Photo: 08

Laying concrete protection slab and warning tap




Photo: 09

Laying concrete protection slab and warning tap



Photo: 10

Laying concrete protection slab and warning tap



Photo: 11

Laying concrete protection slab and warning tap



Photo: 12

Laying concrete protection slab and warning tap



Photo: 13

Laying concrete protection slab and warning tap




Photo: 14

Laying concrete protection slab and warning tap



Photo: 15

Laying concrete protection slab and warning tap




Photo: 16

Laying concrete protection slab and warning tap




Photo: 17

Laying concrete protection slab and warning tap



Photo: 18

Laying concrete protection slab and warning tap

2.8. SAND BACKFILLING AND COMPACTION



Photo: 01

Sand backfilling and compaction



Photo: 02

Sand backfilling and compaction



Photo: 03

Sand backfilling and compaction



Photo: 04

Sand backfilling and compaction



Photo: 05

Sand backfilling and compaction



Photo: 06

Sand backfilling and compaction



Photo: 07

Sand backfilling and compaction



Photo: 08

Sand backfilling and compaction



Photo: 09

Sand backfilling and compaction




Photo: 10

Sand backfilling and compaction



Photo: 11

Sand backfilling and compaction




Photo: 12

Sand backfilling and compaction

2.9. BASE COURSE BACKFILLING AND COMPACTION



Photo: 01

Base course backfilling and compaction



Photo: 02

Base course backfilling and compaction




Photo: 03

Base course backfilling and compaction



Photo: 04

Base course backfilling and compaction




Photo: 05

Base course backfilling and compaction



Photo: 06

Base course backfilling and compaction



Photo: 07

Base course backfilling and compaction



Photo: 08

Base course backfilling and compaction



Photo: 9

Base course backfilling and compaction



Photo: 10

Base course backfilling and compaction



Photo: 11

Base course backfilling and compaction



Photo: 12

Base course backfilling and compaction




Photo: 13

Base course backfilling and compaction



Photo: 14

Base course backfilling and compaction



Photo: 15

Base course backfilling and compaction




Photo: 16

Base course backfilling and compaction



Photo: 17

Base course backfilling and compaction



Photo: 18

Base course backfilling and compaction

2.10. RESTORATION OF CONCRETE ROAD



Photo: 01

Restoration of concrete road



Photo: 02

Restoration of concrete road




Photo: 03

Restoration of concrete road




Photo: 04

Restoration of concrete road



Photo: 05

Restoration of concrete road



Photo: 06

Restoration of concrete road



Photo: 07

Restoration of concrete road




Photo: 08

Restoration of concrete road



Photo: 09

Restoration of concrete road



Photo: 10

Restoration of concrete road



Photo: 11

Restoration of concrete road



Photo: 12

Restoration of concrete road




Photo: 13

Restoration of concrete road



Photo: 14

Restoration of concrete road

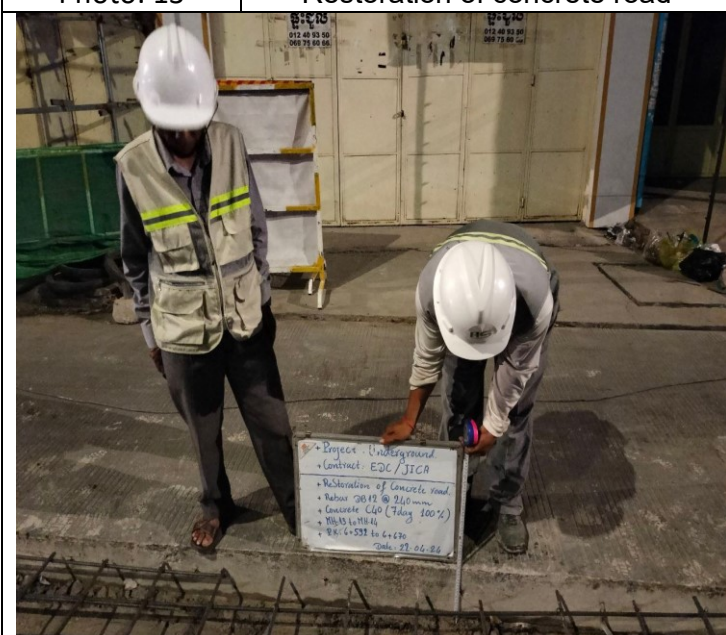


Photo: 15

Restoration of concrete road




Photo: 16

Restoration of concrete road



Photo: 17

Restoration of concrete road



Photo: 18

Restoration of concrete road



Photo: 19

Restoration of concrete road



Photo: 20

Restoration of concrete road



Photo: 21

Restoration of concrete road



Photo: 22

Restoration of concrete road



Photo: 23

Restoration of concrete road



Photo: 24

Restoration of concrete road

2.11. THERMAL TEST



Photo: 01

Thermal test of Sand backfilling



Photo: 02

Thermal test of Sand backfilling



Photo: 03

Thermal test of Sand backfilling



Photo: 04

Thermal test of Sand backfilling



Photo: 03

Thermal test of Sand backfilling



Photo: 04

Thermal test of Sand backfilling

2.12. PLATE LOADING TEST OF BASE COURSE COMPACTION ROAD



Photo: 01 Plate test of compaction road



Photo: 02 Plate test of compaction road



Photo: 03 Plate test of compaction road



Photo: 04 Plate test of compaction road



Photo: 05 Plate test of compaction road



Photo: 06 Plate test of compaction road



Photo: 07 Plate test of compaction road



Photo: 08 Plate test of compaction road

3. SITE PHOTO REPORT OF CONCRETE PROTECTION SLAB PRODUCTION FOR APRIL-2024

3.1. SLAB PRODUCTION ACTIVITY



Photo: 01

Production activity



Photo: 02

Production activity



Photo: 03

Production activity



Photo: 04

Production activity



Photo: 05

Production activity



Photo: 06

Production activity

4. SITE PHOTO REPORT FOR APRIL-2024
4.1. SHEET PILE INSTALATION ACTIVY



Photo: 01

Sheet Pile Installation activity



Photo: 02

Sheet Pile Installation activity



Photo: 03

Sheet Pile Installation activity



Photo: 04

Sheet Pile Installation activity



Photo: 05

Sheet Pile Installation activity



Photo: 06

Sheet Pile Installation activity



Photo: 07

Sheet Pile Installation activity



Photo: 08

Sheet Pile Installation activity



Photo: 09

Sheet Pile Installation activity



Photo: 10

Sheet Pile Installation activity



Photo: 11

Sheet Pile Installation activity



Photo: 12

Sheet Pile Installation activity

4.2. MANHOLE INSTALATION ACTIVY



Photo: 01

Manhole Installation activity



Photo: 02

Manhole Installation activity



Photo: 03

Manhole Installation activity



Photo: 04

Manhole Installation activity



Photo: 05

Manhole Installation activity




Photo: 06

Manhole Installation activity



Photo: 07

Manhole Installation activity




Photo: 08

Manhole Installation activity



Photo: 09

Manhole Installation activity



Photo: 10

Manhole Installation activity



Photo: 11

Manhole Installation activity




Photo: 12

Manhole Installation activity



Photo: 13

Manhole Installation activity



Photo: 14

Manhole Installation activity




Photo: 15

Manhole Installation activity




Photo: 16

Manhole Installation activity




Photo: 17

Manhole Installation activity




Photo: 18

Manhole Installation activity



Photo: 19 Manhole Installation activity



Photo: 20 Manhole Installation activity



Photo: 21 Manhole Installation activity



Photo: 22 Manhole Installation activity




Photo: 23 Manhole Installation activity



Photo: 24 Manhole Installation activity



Photo: 25

Manhole Installation activity



Photo: 26

Manhole Installation activity



Photo: 27

Manhole Installation activity



Photo: 28

Manhole Installation activity



Photo: 29

Manhole Installation activity



Photo: 30

Manhole Installation activity



Photo: 31

Manhole Installation activity



Photo: 32

Manhole Installation activity



Photo: 33

Manhole Installation activity



Photo: 34

Manhole Installation activity



Photo: 35

Manhole Installation activity




Photo: 36

Manhole Installation activity



Photo: 37

Manhole Installation activity



Photo: 38

Manhole Installation activity



Photo: 39

Manhole Installation activity



Photo: 40

Manhole Installation activity



Photo: 41

Manhole Installation activity



Photo: 42

Manhole Installation activity

4.3. RESTORATION OF CONCRETE ROAD ACTIVITY (MANHOLE LOCATION)



Photo: 01

Manhole of concrete road activity




Photo: 02

Manhole of concrete road activity



Photo: 03

Manhole of concrete road activity



Photo: 04

Manhole of concrete road activity



Photo: 05

Manhole of concrete road activity



Photo: 06

Manhole of concrete road activity



Photo: 07 Manhole of concrete road activity



Photo: 08 Manhole of concrete road activity



Photo: 09 Manhole of concrete road activity



Photo: 10 Manhole of concrete road activity



Photo: 11 Manhole of concrete road activity



Photo: 12 Manhole of concrete road activity



Photo: 13 Manhole of concrete road activity



Photo: 14 Manhole of concrete road activity



Photo: 15 Manhole of concrete road activity



Photo: 16 Manhole of concrete road activity



Photo: 17 Manhole of concrete road activity



Photo: 18 Manhole of concrete road activity



Photo: 19 Manhole of concrete road activity



Photo: 20 Manhole of concrete road activity



Photo: 21 Manhole of concrete road activity



Photo: 22 Manhole of concrete road activity



Photo: 23 Manhole of concrete road activity



Photo: 24 Manhole of concrete road activity



Photo: 25 Manhole of concrete road activity



Photo: 26 Manhole of concrete road activity



Photo: 27 Manhole of concrete road activity



Photo: 28 Manhole of concrete road activity



Photo: 29 Manhole of concrete road activity



Photo: 30 Manhole of concrete road activity



Photo: 31

Manhole of concrete road activity



Photo: 32

Manhole of concrete road activity



Photo: 33

Manhole of concrete road activity



Photo: 34

Manhole of concrete road activity



Photo: 35

Manhole of concrete road activity



Photo: 36

Manhole of concrete road activity

4.4. TOOLBOX MEETING ON MANHOLE SITE



Photo: 01

Toolbox meeting on site



Photo: 02

Toolbox meeting on site



Photo: 03

Toolbox meeting on site



Photo: 04

Toolbox meeting on site



Photo: 05

Toolbox meeting on site



Photo: 06

Toolbox meeting on site



Photo: 07

Toolbox meeting on site



Photo: 08

Toolbox meeting on site



Photo: 09

Toolbox meeting on site



Photo: 10

Toolbox meeting on site



Photo: 11

Toolbox meeting on site



Photo: 12

Toolbox meeting on site

4.5. SAFETY ON SITE



Photo: 01

Safety on site



Photo: 02

Safety on site



Photo: 03

Safety on site



Photo: 04

Safety on site




Photo: 05

Safety on site




Photo: 06

Safety on site



Photo: 07

Safety on site



Photo: 08

Safety on site




Photo: 09

Safety on site




Photo: 10

Safety on site



Photo: 11

Safety on site




Photo: 12

Safety on site



Photo: 13

Safety on site



Photo: 14

Safety on site




Photo: 15

Safety on site



Photo: 16

Safety on site



Photo: 17

Safety on site




Photo: 18

Safety on site



Photo: 19

Safety on site



Photo: 20

Safety on site



Photo: 21

Safety on site



Photo: 22

Safety on site



Photo: 23

Safety on site



Photo: 24

Safety on site

THANK YOU!